

“Students First”

Northern Marianas College



FACT BOOK

2010

Table of Contents

Vision Statement.....	1
Mission Statement.....	1
Officers of the Associated Students of NMC.....	1
Members of the Board of Regents.....	1
Management Team.....	2
College Council.....	2
Faculty Senate.....	3
Staff Senate.....	3
History of the College.....	3
Past Presidents.....	4
College Memberships.....	4
Accreditation.....	4
Student Profile.....	5-10
Employee Profile.....	11-12
Revenues and Appropriations.....	13-15
Expenditures.....	16-17
Tuition and Fees, Financial Aid, Programs of Study, Admissions...	18-19
Recognition Awards.....	20
Data Sources.....	20
NMC Campus (Saipan).....	21

Vision Statement

The Northern Marianas College will be recognized for its excellence in education and student success. The College will be the primary choice of the people of the Commonwealth seeking higher education, preparing for the job market, and pursuing career advancement and personal growth opportunities.

The College, in partnership with the Commonwealth's secondary schools, business groups, and governmental agencies will contribute to an educational system that enhances economic development and quality of life as the Pacific region moves into the new millennium. The College will be recognized for its ability to provide to its community the highest quality of teaching, customer service, student development programs, research-based evaluation of programs and services, and access to innovative technology.

Continuous improvement, concepts, and principles will be identifiable aspects of the College's operational processes.

Mission Statement

The mission of Northern Marianas College shall be to provide the best quality and meaningful post secondary and adult educational opportunities for the purpose of improving the quality of life for the individual and for the Commonwealth as a whole. The College shall be responsible for providing education in the areas of adult and continuing education, post secondary and adult vocational education and professional development for the people of the Commonwealth.

Officers of the Associated Students of NMC (ASNMC)

Antonio Tiples, President
Maria (Mary) Calilong, Vice President
Ian Carr, Secretary/Treasurer

Members of the Board of Regents

Maria (Paz) Younis, Chairperson
Elaine Hocog-Orilla, Vice-Chairperson
Frank Rabauliman, Treasurer
Andrew Orsini, Regent
Maria (Malua) Peter, Regent

Honorary Members

Antonio Tiples, Honorary Student Regent
Lawrence Lee, Honorary Faculty Regent
Clarice D. Arriola, Honorary Staff Regent

Management Team

Lorraine T. Cabrera, Interim President
Dave Attao, Acting Dean of Community Programs and Services
Barbara (Bobbie) Merfalen, Dean of Academic Programs and Services
Leo Pangelinan, Dean of Student Services
Henry Hofschneider, Chief Financial and Administrative Officer
Eric Abragan, Acting Director of Information Technology
Galvin Deleon Guerrero, Director of Institutional Effectiveness
Frankie Eliptico, Director of Institutional Advancement
Maria Aguon, Program Coordinator, Tinian Instructional Site
Martin Mendiola, Program Coordinator, Rota Instructional Site
Lawrence Lee, President of Faculty Senate
Clarice D. Arriola, President of Staff Senate
Antonio V. Tipples, President of Associated Students of NMC

College Council

Lorraine T. Cabrera, College Council Chairperson/Interim President
Dave Attao, Acting Dean of Community Programs and Services
Barbara (Bobbie) Merfalen, Dean of Academic Programs and Services
Leo Pangelinan, Dean of Student Services
Henry Hofschneider, Chief Financial and Administrative Officer
Eric Abragan, Acting Director of Information Technology
Galvin Deleon Guerrero, Director of Institutional Effectiveness
Frankie Eliptico, Director of Institutional Advancement
Maria Aguon, Program Coordinator, Tinian Instructional Site
Martin Mendiola, Program Coordinator, Rota Instructional Site
Antonio Tipples, President, Associated Students of NMC
Kathleen Lamorena, Student Representative
Lawrence Lee, President, Faculty Senate (Instructor, Business Department)
Joan Dubrall, Faculty Representative (Educational Talent Search)
Frank Sobolewski, Faculty Representative appointed by Faculty Senate (Instructor, Social Sciences and Fine Arts Department)
John Cox, Faculty Representative (Instructor, Languages and Humanities Department)
Rik Villegas, Faculty Representative appointed by Faculty Senate (Instructor, Business Department)
John Cox, Faculty Representative (Instructor, Nursing Department)
Clarice Arriola, President, Staff Senate (Student Services)
Karla Mareham, Staff Senate (Finance and Budget Office)
Kathy Palacios, Staff Senate (Finance and Budget Office)
Isabel (Becky) Sablan, Staff Senate (Office of the President)

Faculty Senate

Lawrence Lee, President (At-Large)
Dr. John Griffin, Vice President (At-Large)
Amanda Angel, Secretary (Representing School of Education)
Lyte Chapap, Senator (At-Large)
John Cox, Senator (Representing Academic Programs and Services)
Joan Dubrall, Senator (At-Large)
Theresa Taylor, Senator (Representing Division of Student Services)
Matthew Pastula, Senator (At-Large)
(Vacant), Senator (Representing Division of Community Programs and Services)

Staff Senate

Clarice D. Arriola, President (At-Large)
Randall Nelson, Vice President (Representing Division of Student Services)
Kathy Palacios, Secretary/Treasurer (Representing Finance and Budget Office)
Isabel (Becky) Sablan, Senator (At-Large)
James Santos, Senator (At-Large)
Sue Palacios, Senator (Representing Office of the President)
Leonard Morales, Senator (Representing the Division of Community Programs and Services)
Karla Mareham, Senator (At-Large)
(Vacant), Senator (Representing Academic Programs & Services)

History of the College

Northern Marianas College was established in May 1981 when Governor Carlos S. Camacho created the College as an official governmental entity through Executive Order #25. The Executive Order established the College as one of the divisions within the Commonwealth Department of Education. By mid-summer of 1981 the College was offering training programs for government employees and teachers of the public school system.

In January 1983 Public law 3-43 established NMC as a public, nonprofit corporation having the Board of Education as its governing board. In March of 1985 the passage of CNMI Public Law 4-34 made NMC a public corporation under the general governance of its own Board of Regents, and granted it autonomy in both fiscal and personnel matters. This law stipulated the mission of the college and designated NMC to serve as the land-grant college for the Commonwealth.

In November of 1985 the Second Constitutional Convention in the CNMI adopted a series of proposed amendments to the CNMI Constitution. Among them was Amendment 38 concerning education in the Commonwealth. Article 15, Section 2 of that proposed amendment provided for the establishment of Northern Marianas College, and stipulated that the College's Board of Regents should have autonomy in conducting its affairs. This amendment restated the mission of the college and guaranteed annual funding. Amendment 38, among others, was adopted by the people of the Commonwealth in a special election held in January of 1986.

In June 1985 the college received its initial accreditation from the Accrediting Commission for Community and Junior Colleges (ACCJC) of the Western Association of Schools and Colleges

History of the College, con't

(WASC). The accreditation was reaffirmed in 1990, 1996, 2001, and 2009. In March 2001, the Accrediting Commission for Senior Colleges & Universities of WASC granted NMC initial accreditation for offering a Bachelor of Science degree in Elementary Education. This marked the first time in history of WASC that a two-year community college offered a four-year degree.

Since its beginning, NMC has focused on meeting the higher education and vocational training needs of the CNMI. From the times of its first program in teacher education, NMC has developed a comprehensive set of academic programs and services to meet the social, cultural, occupational and economic development needs of its island communities. Today, students are enrolled in various educational programs of study leading to Certificates of Completion, Associate Degrees, and a Bachelor of Science in Education. In addition, there are hundreds of students enrolled in credit and non-credit, continuing adult education courses.

Throughout the years, more than 20,000 people have enrolled in regular NMC degree and certificate courses, over 3000 persons have been awarded certificates and/or degrees in programs offered or coordinated by NMC; and more than 12,000 individuals have been served in our community through such programs as the Adult Basic Education, Continuing Education, and the Cooperative, Research, Extensions, and Education Service.

Past Presidents

Agnes McPhetres (1983 – 1999)
Joaquin M Sablan (1999 – 2002)
Kenneth Wright (2002 – 2004)
Tony Deleon Guerrero (2004 – 2006)
Dr. Carmen Fernandez (2007 – 2010)

Memberships

American Association of Community Colleges
Association of Public and Land-Grant Universities
Council for Higher Education Accreditation
Pacific Postsecondary Education Council
Western Association of Schools and Colleges

Accreditation

Accrediting Commission for Community and Junior Colleges, Western Association of Schools and Colleges
Accrediting Commission for Senior Colleges and Universities, Western Association of Schools and Colleges

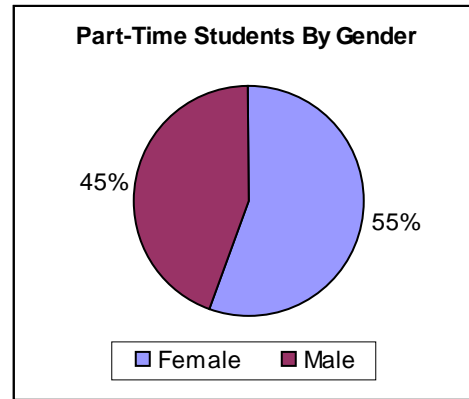
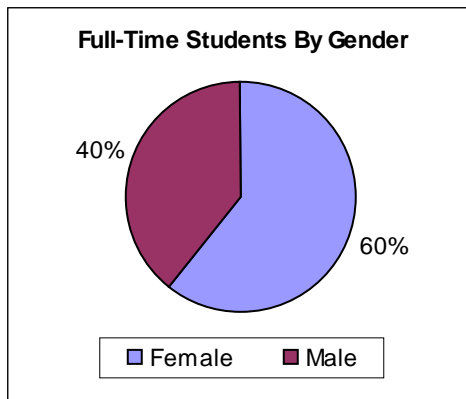
STUDENT PROFILE

Fall 2009 Student Enrollment by Student Status, Gender, and Ethnicity

Unduplicated Headcount							
Student Status	Sub-Total	Gender		Ethnicity			
		Male	Female	Asian/Pac Islander	White	Other	Non-Res Alien
Full-Time	771	305	466	603	0	0	168
Part-Time	218	94	124	145	0	2	71
Total	989	399	590	748	0	2	239
Percentage		40.3%	59.7%	75.6%	0.0%	0.2%	24.2%
First time*	306	136	170	263	0	0	43

Source: Integrated Postsecondary Education Data System (IPEDS)

*first-time certificate/degree-seeking students

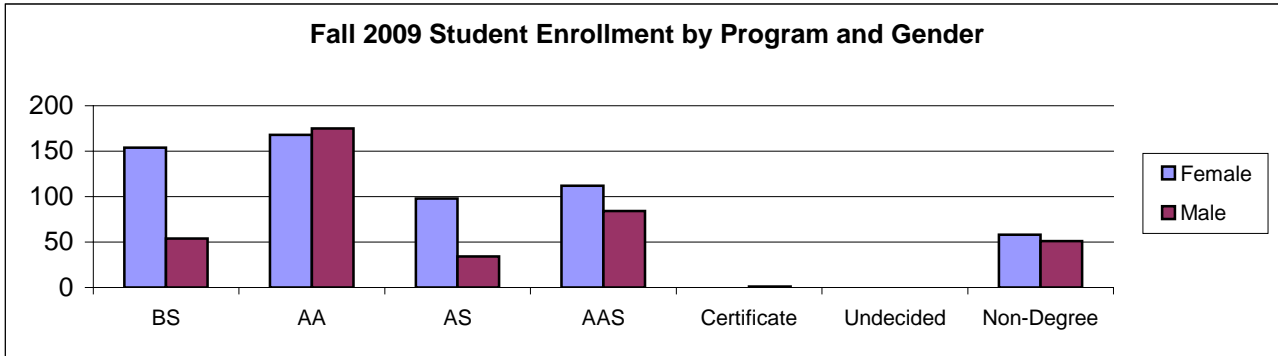


Fall 2009 Student Enrollment by Program, Gender, and Ethnicity

Unduplicated Headcount							
Students by Program*	Total	Gender		Ethnicity			
		Male	Female	Asian/Pac Islander	White	Other	Non-Res Alien
BS	208	54	154	186	0	0	22
AA	343	175	168	284	0	1	58
AS	132	34	98	85	0	0	47
AAS	196	84	112	165	0	1	30
Certificate	1	1	0	0	0	0	1
Undecided	0	0	0	0	0	0	0
Non-Degree	109	51	58	28	0	0	81

*Degree Programs: BS: Bachelor of Science, AA: Associate in Arts, AS: Associate in Science, AAS: Associate in Applied Science
Source: IPEDS

STUDENT PROFILE



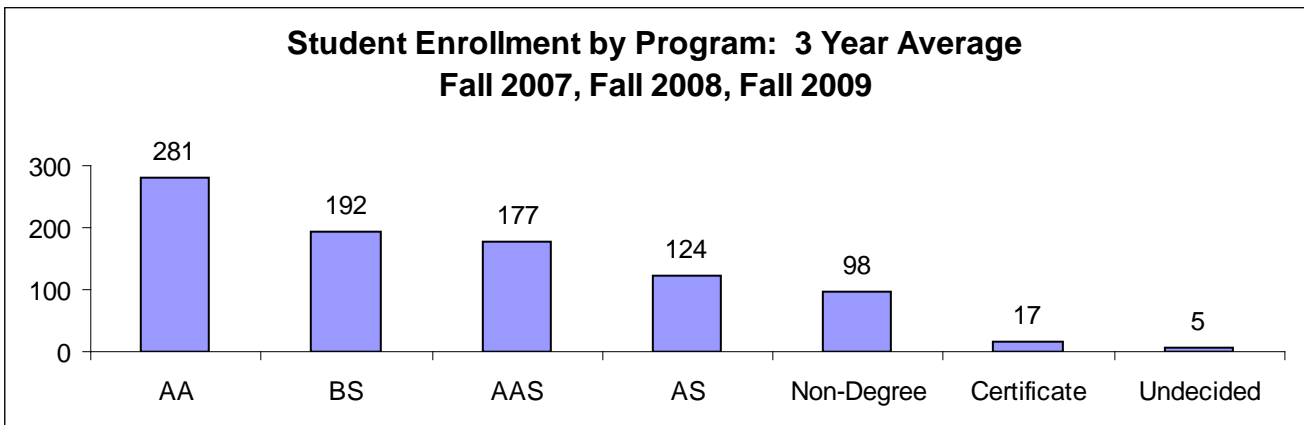
Student Enrollment by Program: 3 Year Trend - Fall 2007, Fall 2008, Fall 2009

Unduplicated Headcount									
	Fall 2007	%	Fall 2008	%	Fall 2009	%	3 Yr Ave	%	*3 Yr Var
BS	202	22%	165	21%	208	21%	192	21%	3.0
AA	241	27%	259	33%	343	35%	281	31%	42.3
AS	117	13%	124	16%	132	13%	124	14%	12.8
AAS	184	20%	151	19%	196	20%	177	20%	6.5
Certificate	32	4%	18	2%	1	0%	17	2%	-96.9
Undecided	14	2%	0	0%	0	0%	5	1%	-100.0
Non-Degree	111	12%	74	9%	109	11%	98	11%	-1.8
Total	901	100%	791	100%	989	100%	894	100%	9.8

*3 year variance

BS: Bachelor of Science, AA: Associate in Arts, AS: Associate in Science, AAS: Associate in Applied Science

Source: IPEDS



STUDENT PROFILE

Degrees and Certificates Awarded: 3 Year Trend - Academic Year 2007-08, 2008-09, 2009-10

Degrees	AY 2007-08	AY 2008-09	AY 2009-10
AA: Business	2	3	3
AA: Liberal Arts	32	31	35
AAS: Audio/Video Production*	0	0	1
AAS: Business Administration – Accounting	8	6	6
AAS: Business Administration – Business Management	11	8	5
AAS: Business Administration – Computer Applications	9	2	5
AAS: Business Administration – Office Technology*	2	0	0
AAS: Business Administration – Sales & Marketing*	0	1	0
AAS: Criminal Justice	3	3	3
AAS: Electrical Installation & Maintenance*	1	1	0
AAS: Hospitality Management	1	3	3
AS: Nursing	12	20	5
BS: Elementary Education	28	28	18
Total Degrees Awarded	109	106	84

Certificates	AY 2007-08	AY 2008-09	AY 2009-10
CA: Accounting*	2	0	0
CC: Accounting*	3	0	0
CA: Business Management*	1	0	0
CC: Business Management*	1	0	0
CA: Computer Applications*	1	0	0
CC: Computer Applications*	2	0	0
CA: Construction Trades*	0	2	0
CC: Early Childhood Education	1	21	0
CC: Fire Science Technology	25	0	0
CC: Hemodialysis Technician*	1	0	0
CC: Nursing Assistant*	2	0	1
CC: Related Service Technician	22	1	0
CA: Sales & Marketing*	2	0	0
CA: Sales & Marketing*	3	0	0
Total Certificates Awarded	66	24	1

Degrees and Certificates	AY 2007-08	AY 2008-09	AY 2009-10
Total Degrees and Certificates Awarded	175	130	85

*Programs placed on inactive status

CA: Certificate of Achievement, CC: Certificate of Completion

AA: Associate in Arts, AAS: Associate in Applied Science, AS: Associate in Science, BS: Bachelor of Science

Source: Office of Admissions and Records, NMC Catalogs

STUDENT PROFILE

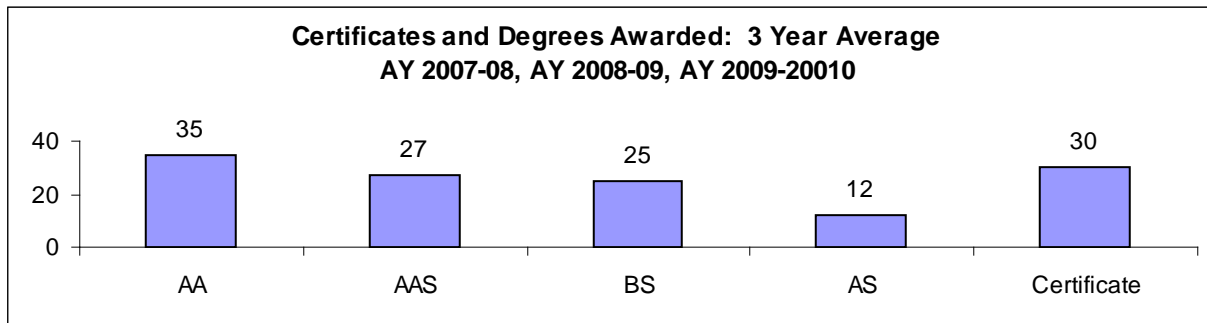
Degrees and Certificates Awarded: 3 Year Trend - Academic Year 2007-08, 2008-09, 2009-10

Award	AY 07-08	%	AY 08-09	%	AY 09-10	%	3 Yr Ave	%	*3 Yr Var
BS	28	16%	28	22%	18	21%	25	19%	-35.7
AA	34	19%	34	26%	38	45%	35	27%	11.8
AS	12	7%	20	15%	5	6%	12	9%	-58.3
AAS	35	20%	24	18%	23	27%	27	21%	-34.3
Certificate	66	38%	24	18%	1	1%	30	23%	-98.5
Total	175	100%	130	100%	85	100%	130	100%	-51.4

*3 year variance

BS: Bachelor of Science, AA: Associate in Arts, AS: Associate in Science, AAS: Associate in Applied Science

Source: Office of Admissions and Records



Financial Assistance: 3 Year Trend - Academic Year 2007-08, 2008-09, 2009-10

	AY 07-08	AY 08-09	AY 09-10
Number of Students	569	559	720
Pell \$	\$1,552,402.00	\$1,610,928.00	\$2,623,870.00
FWS \$	\$12,100.81	\$49,177.43	\$23,593.58
SEOG \$	\$22,992.00	\$67,000.00	\$6,600.00
ACG \$	\$29,350.00	\$0.00	\$0.00
Total \$	\$1,616,844.81	\$1,727,105.43	\$2,654,063.58
Ave Aid per Student	\$2,841.56	\$3,089.63	\$3,686.20

Source: Financial Aid Office

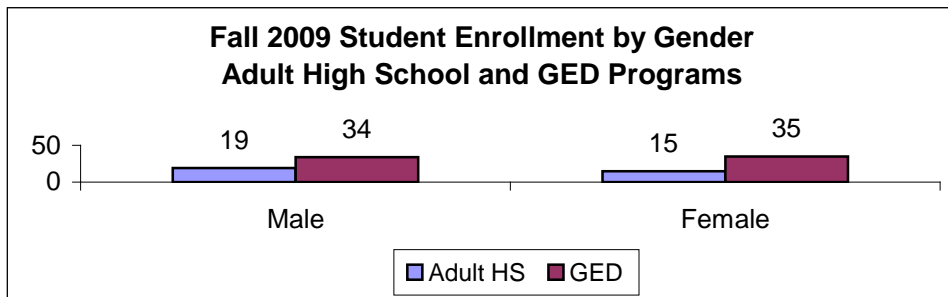
STUDENT PROFILE

Adult Basic Education (ABE) Programs

Fall 2009 Student Enrollment by ABE Program, Gender, and Ethnicity

Unduplicated Headcount							
ABE Program	Total	Gender		Ethnicity			
		Male	Female	Asian/Pac Islander	White	Other	Non-Res Alien
Adult HS	34	19	15	32	0	0	2
GED	69	34	35	51	0	0	18
Total	103	53	50	83	0	0	20
Percentage		51.5%	48.5%	80.6%	0.0%	0.0%	19.4%

Source: Adult Basic Education Office

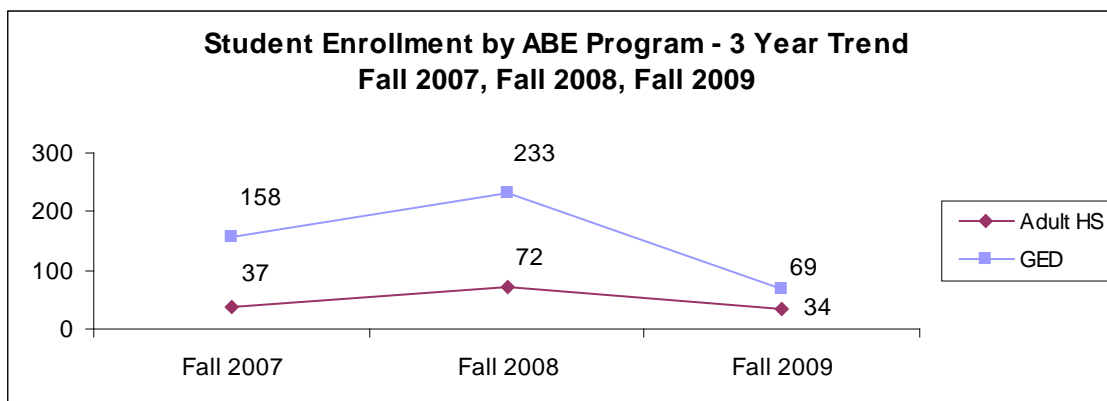


Student Enrollment by ABE Program: 3 Year Trend - Fall 2007, Fall 2008, Fall 2009

Unduplicated Headcount									
ABE Program	Fall 2007	%	Fall 2008	%	Fall 2009	%	3 Yr Ave	%	*3 Yr Var
Adult HS	37	12%	72	24%	34	33%	48	24%	-8.1
GED	158	52%	233	76%	69	67%	153	76%	-56.3
Total	195	64%	305	100%	103	100%	201	100%	-47.2

*3 year variance

Source: Adult Basic Education Office



STUDENT PROFILE

GED Students Tested and Passed: 3 Year Trend - Academic Year 2007-08, 2008-09, 2009-10

Unduplicated Headcount			
GED Program	AY 2007-08	AY 2008-09	AY 2009-10
Enrolled	145	233	103
Tested	21	27	44
Passed	17	8	12
% Passed	81%	30%	27%

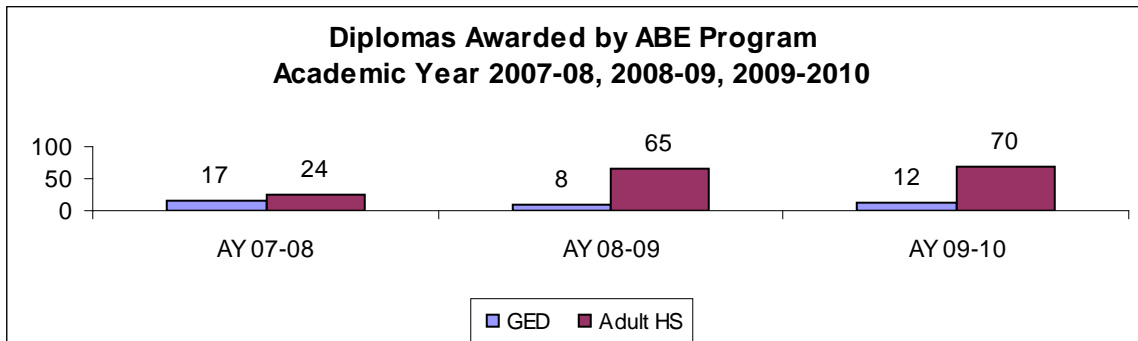
Source: Adult Basic Education Office

Diplomas Awarded: 3 Year Trend - Academic Year 2007-08, 2008-09, 2009-10

Diploma	AY 07-08	%	AY 08-09	%	AY 09-10	%	3 Yr Ave	%	*3 Yr Var
GED	17	41%	8	11%	12	15%	12	19%	-29.4
Adult HS	24	59%	65	89%	70	85%	53	81%	191.7
Total	41	100%	73	100%	82	100%	65	100%	100.0

*3 year variance

Source: Adult Basic Education Office



Community Development Institute (CDI) Programs

Student Enrollment in CDI Programs and Partnerships 3 Year Trend - Academic Year 2007-08, 2008-09, 2009-10

Unduplicated Headcounts			
CDI Programs and Partnerships	AY 07-08	AY 08-09	AY 09-10
Community Services Courses	400	340	1436
Framingham State College M.Ed. in International Teaching Courses	50	24	23
University of Guam SROTC Courses	46	32	58

Source: Community Development Institute

Framingham State College M.Ed. in International Teaching	AY 07-08	AY 08-09	AY 09-10
Number of Degrees Awarded	23	22	24

Source: Community Development Institute

EMPLOYEE PROFILE

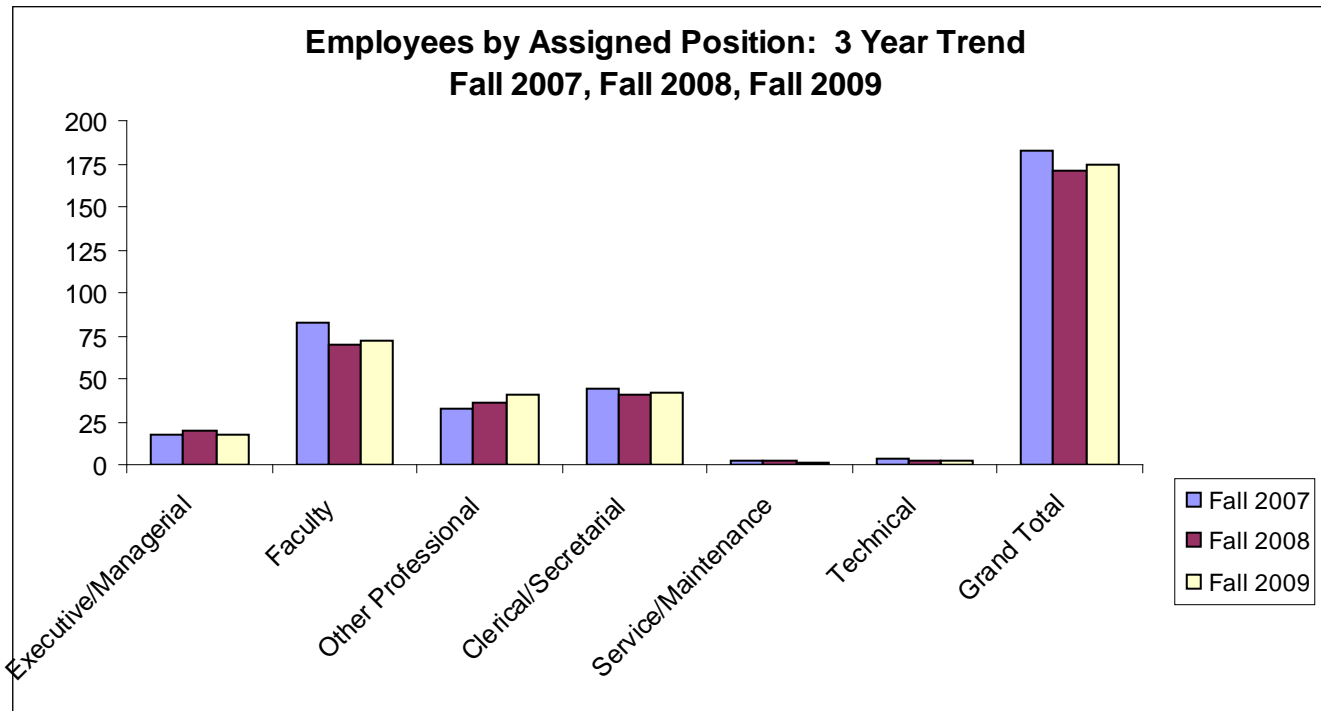
Employees by Assigned Position: 3 Year Trend - Fall 2007, Fall 2008, Fall 2009

<i>Employees by Assigned Position</i>	Fall 2007	Fall 2008	Fall 2009	3 Yr Ave	*3 Yr Var
Executive / Administrative and Managerial Staff	18	20	18	19	0.0
Faculty (Full Time and Part Time: Instruction/Research/Public Service)	83	70	72	75	-13.3
Other Professional	32	36	41	36	28.1
Clerical and Secretarial Staff	44	41	42	42	-4.5
Service / Maintenance Staff	2	2	1	2	-50.0
Technical and Paraprofessionals	4	2	2	3	-50.0
Grand Total Full Time and Part Time Employees	183	171	174	176	-4.9

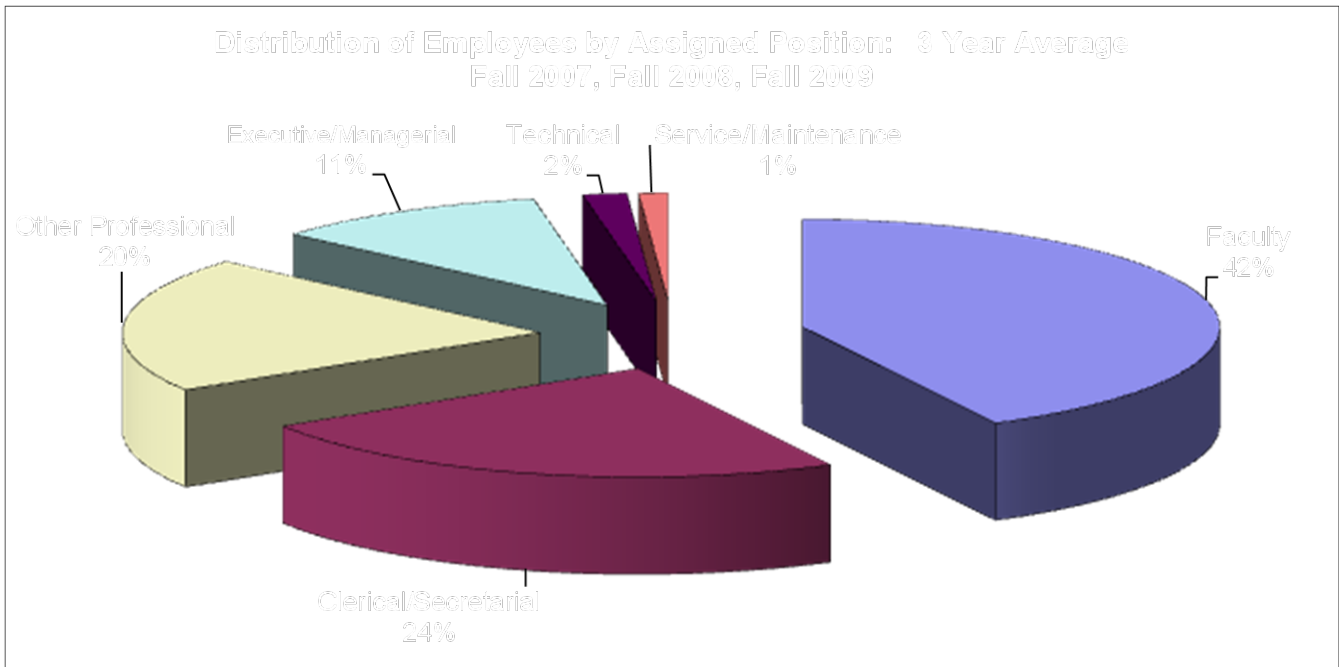
*3 year variance

NOTE: Adjunct Faculty are the only part-time employees at the College

Source: IPEDS



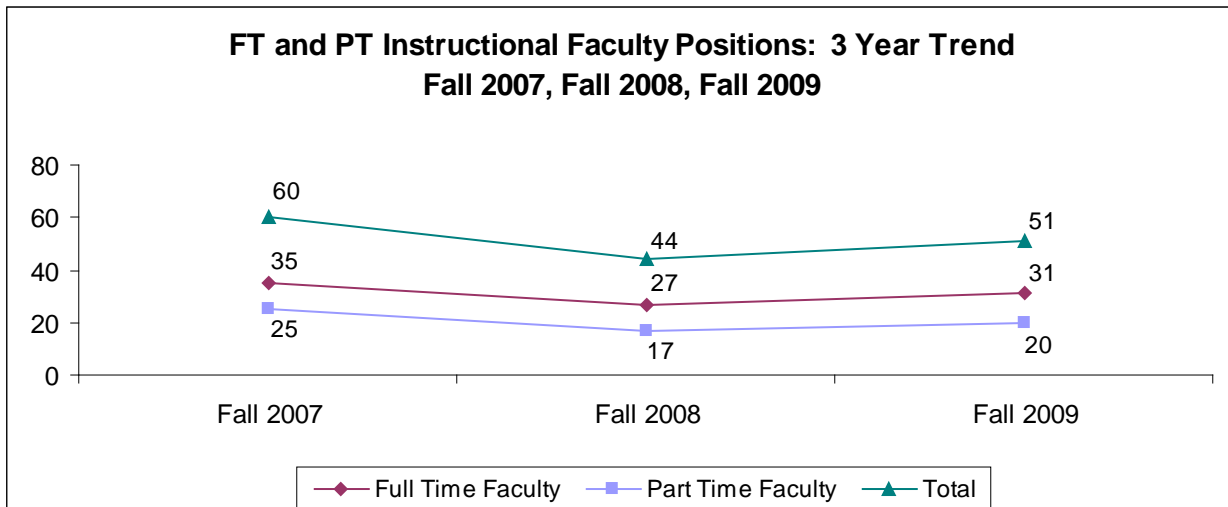
EMPLOYEE PROFILE



Instructional Faculty Positions – 3 Year Trend: Fall 2007, Fall 2008, Fall 2009

Instructional Faculty Positions	Fall 2007	Fall 2008	Fall 2009	3 Yr Ave	*3 Yr Var
Full Time Instructional Faculty	35	27	31	31	-11.4
Part Time (Adjunct) Instructional Faculty	25	17	20	21	-20.0
Grand Total	60	44	51	52	-15.0

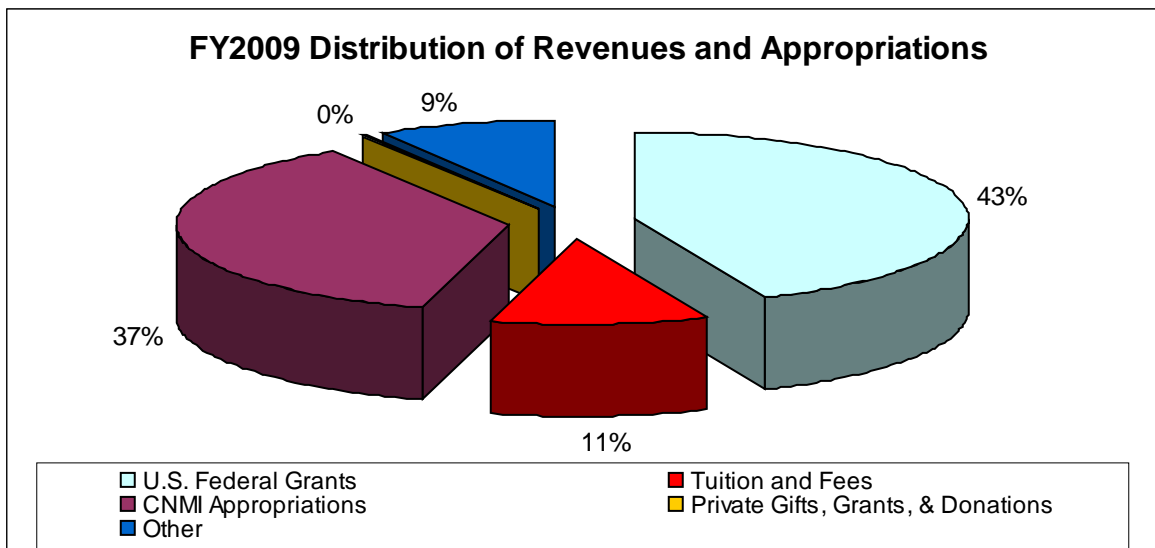
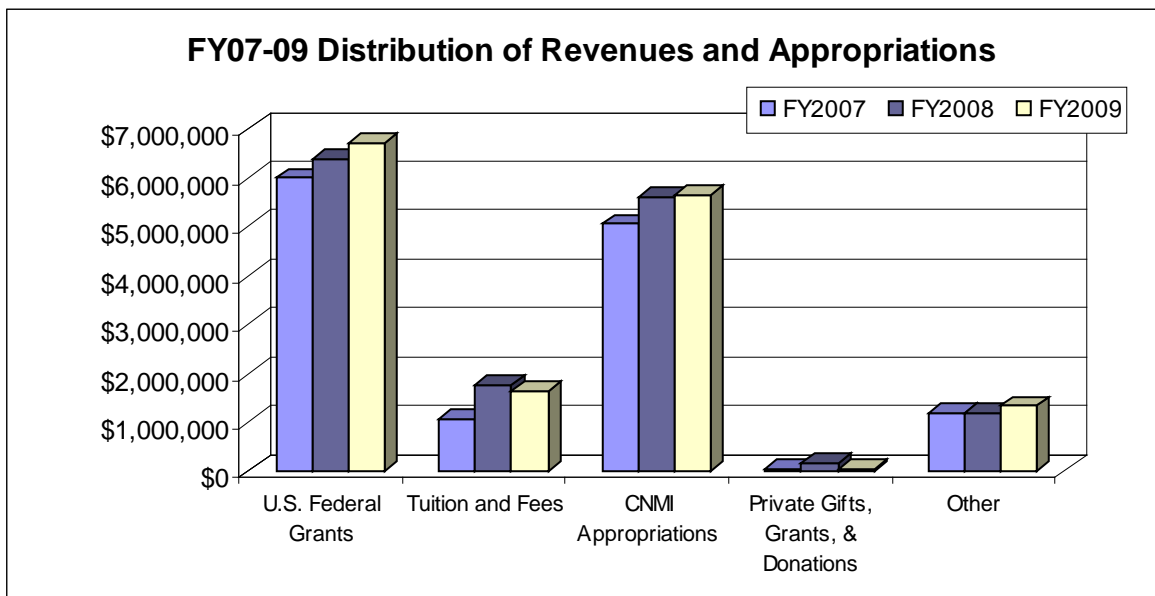
*3 year variance
Source: IPEDS



REVENUES AND APPROPRIATIONS

Total Revenue FY2007 - FY2009

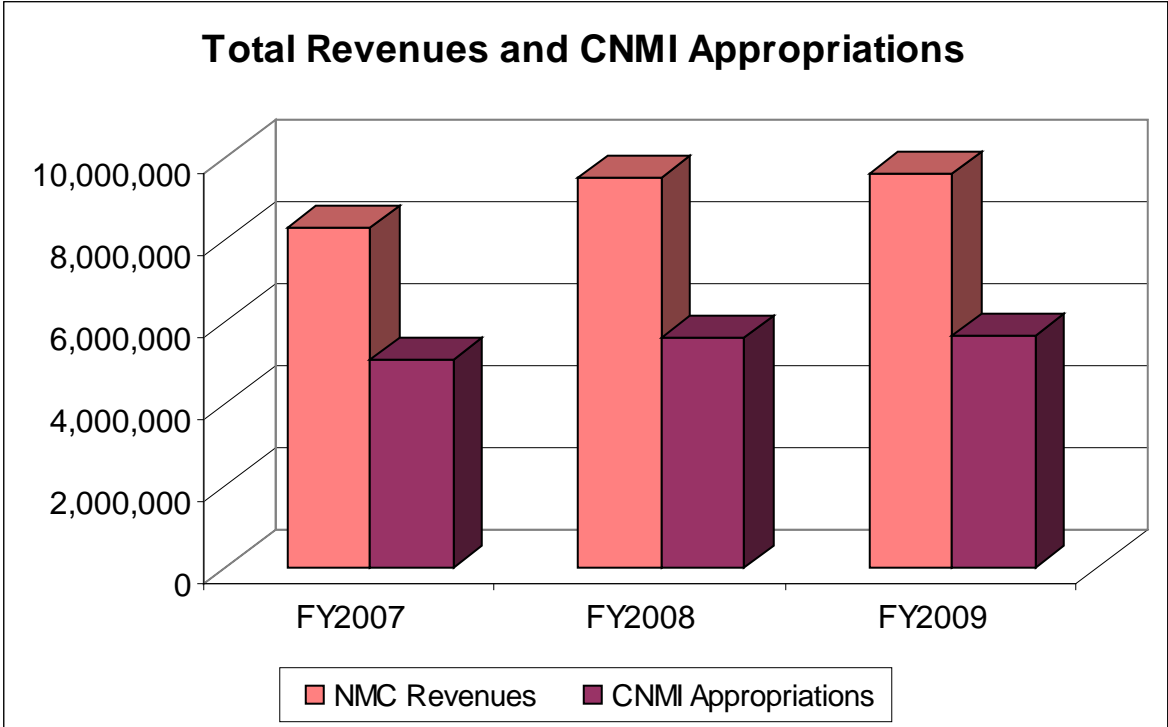
Revenue Source	FY2007	%	FY2008	%	FY2009	%
U.S. Federal Grants	\$5,992,859	45%	\$6,393,751	42%	\$6,702,752	44%
Tuition and Fees	1,069,752	8%	1,763,563	12%	1,629,829	11%
CNMI Appropriations	5,056,682	38%	5,618,211	37%	5,657,018	37%
Private Gifts, Grants, & Donations	49,187	0%	156,276	1%	40,278	0%
Other	1,194,419	9%	1,194,372	8%	1,328,321	9%
Total	\$13,362,899	100%	\$15,126,173	100%	\$15,358,198	100%



REVENUES AND APPROPRIATIONS

Total Revenue and CNMI Appropriations

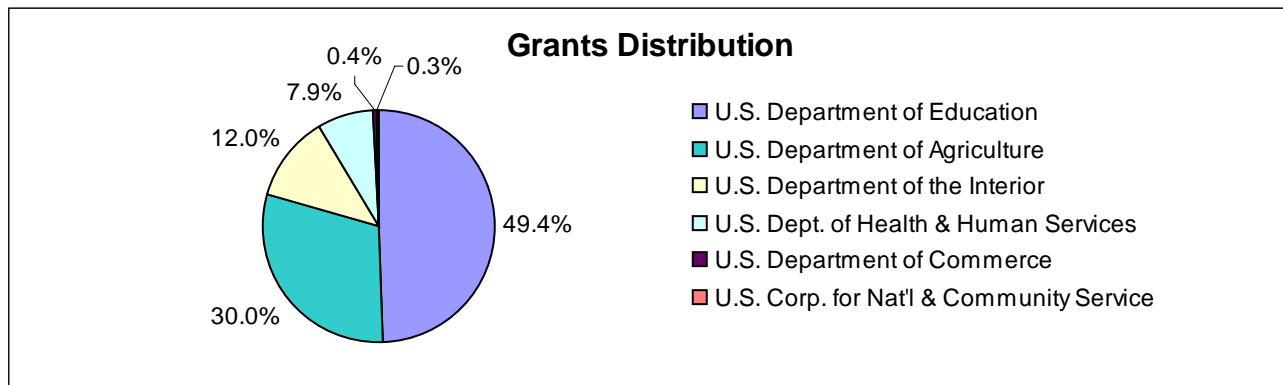
<u>Revenue Source</u>	<u>FY2007</u>	<u>FY2008</u>	<u>FY2009</u>
NMC Revenues	8,306,217	9,507,962	9,597,805
CNMI Appropriations	5,056,682	5,618,211	5,657,018
Total	13,362,899	15,126,173	15,254,823



REVENUES AND APPROPRIATIONS

Grant Activities FY2009

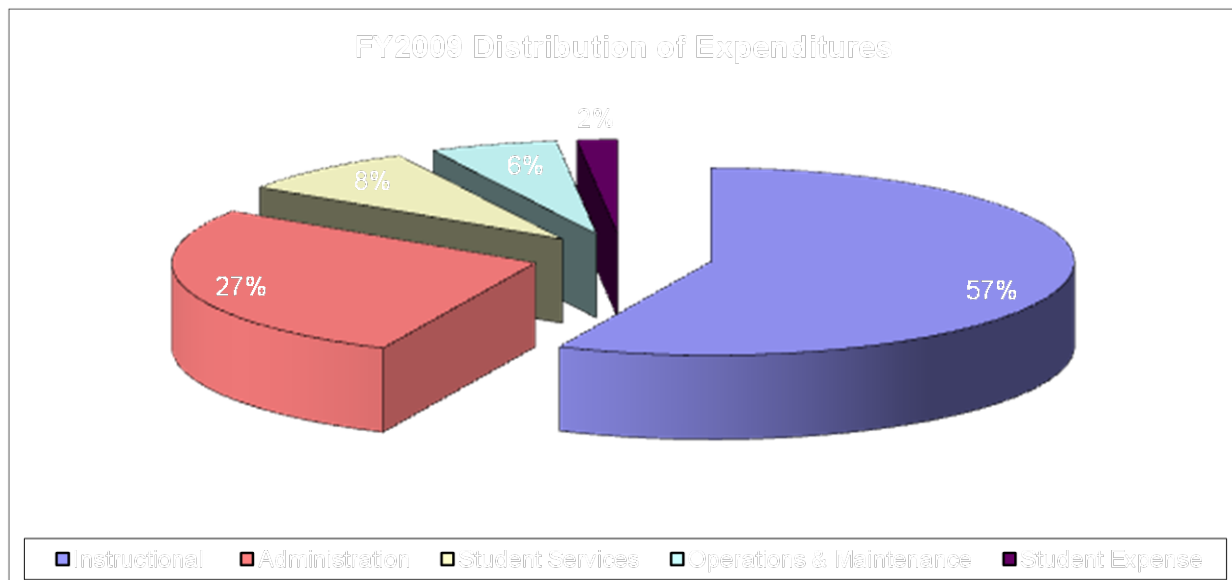
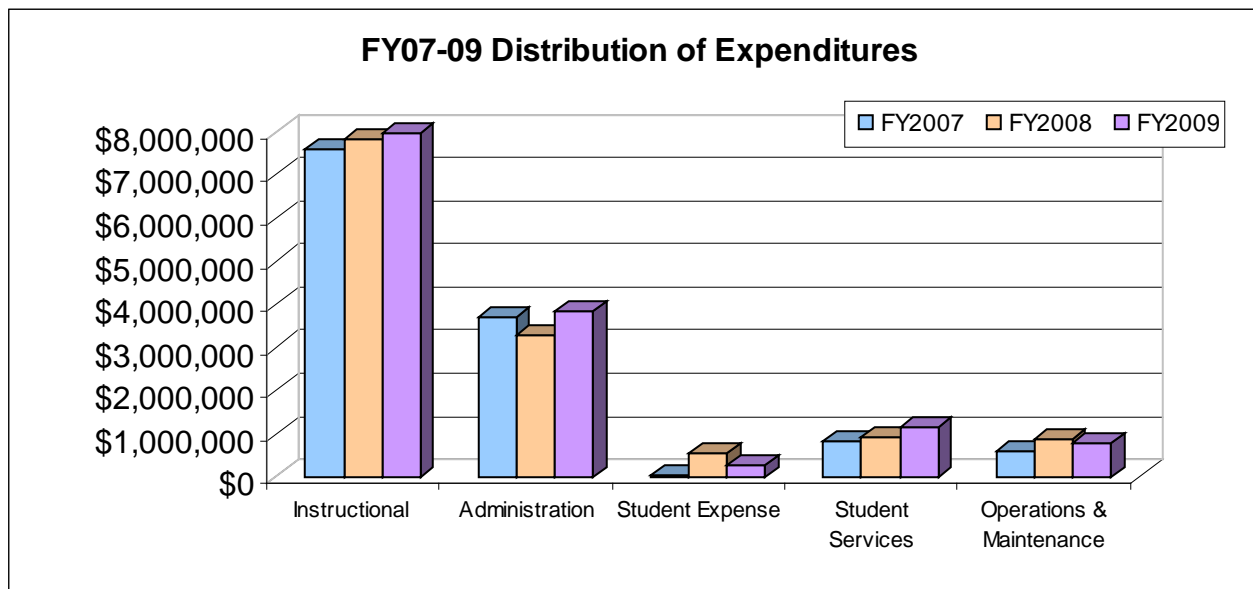
<u>Federal Grantor Agency</u>	<u>Federal Project Title</u>	<u>Amount</u>
U.S. Department of Education	Student Financial Assistance Programs	\$1,457,546
U.S. Department of Education	TRIO Programs	1,011,319
U.S. Department of Education	Adult Education Program	388,938
U.S. Department of Education	College Access Challenge Program	320,432
U.S. Department of Education	Capacity Building for Traditionally Underserved Populations	131,308
U.S. Department of Education	Higher Education Institutional Aid	-310
	U.S. Department of Education	3,309,233
U.S. Department of Agriculture	Payments to Agricultural Experiment Stations Under the Hatch Act	740,930
U.S. Department of Agriculture	Cooperative Extension Services	934,779
U.S. Department of Agriculture	Implementation of SARE Prof Dev Plan	4,065
U.S. Department of Agriculture	Resident Instruction Program	43,733
U.S. Department of Agriculture	MAREPAC Grant Program	87,042
U.S. Department of Agriculture	Natural Science Conservation Service	37,832
U.S. Department of Agriculture	Islands of Opportunity Alliance	14,060
U.S. Department of Agriculture	Grants for Agricultural Research, Special Research Programs	37,955
U.S. Department of Agriculture	Grants for Agricultural Research, Special Research Programs	9,474
U.S. Department of Agriculture	Innovative Farm Practices	3,838
U.S. Department of Agriculture	Partnership for Advance Marine & Env Sci	24,913
U.S. Department of Agriculture	Comparative Study of Cuban Slugs in CNMI	11,566
U.S. Department of Agriculture	Customizing Biodiesel Derived from Tree	5,524
U.S. Department of Agriculture	Tech Transfer of Alternative Plant	39,956
U.S. Department of Agriculture	Plant and Animal Disease, Pest Control, and Animal Care	5,025
U.S. Department of Agriculture	Integrated Programs	9,411
	U.S. Department of Agriculture	2,010,103
U.S. Department of the Interior	Economic, Social and Political Development of the Territories - Compact Impact	330,000
U.S. Department of the Interior	Accreditation Reaffirmation Plan	56,250
U.S. Department of the Interior	Information Upgrade System	416,881
	U.S. Department of the Interior	803,131
U.S. Dept. of Health and Human Services	University Centers for Excellence in Developmental Disabilities Education, Research and Services	143,393
U.S. Dept. of Health and Human Services	Association of Native Americans	327,254
U.S. Dept. of Health and Human Services	Area Health Education Center	61,975
	U.S. Department of Health and Human Services	532,622
U.S. Corporation for National and Community Service	Learn and Serve America - Higher Education	17,861
	U.S. Corporation for National and Community Service	17,861
U.S. Department of Commerce	Unallied Industry Projects	21,272
U.S. Department of Commerce	Unallied Industry Projects	8,530
	U.S. Department of Commerce	29,802
	TOTAL	\$6,702,752



EXPENDITURES

Total Expenditures FY2007 - FY2009

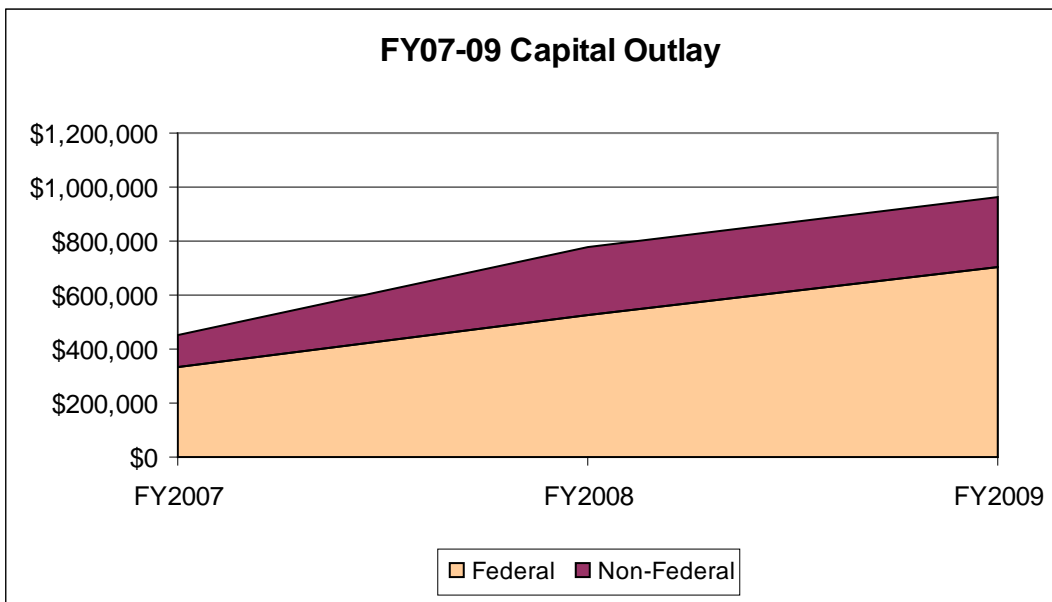
Expenditure Type	FY2007	FY2008	FY2009
Instructional	\$7,585,384	\$7,811,514	\$7,982,318
Administration	3,677,486	3,286,474	3,855,472
Student Expense	49,549	550,323	249,742
Student Services	832,484	930,827	1,156,945
Operations & Maintenance	580,559	892,224	794,169
Total	\$12,725,462	\$13,471,362	\$14,038,646



EXPENDITURES

Capital Outlay FY2007 - FY2009

<u>Funding Source</u>	<u>FY2007</u>	<u>%</u>	<u>FY2008</u>	<u>%</u>	<u>FY2009</u>	<u>%</u>
Federal	\$330,896	74%	\$522,892	68%	\$700,637	73%
Non-Federal	118,256	26%	251,346	32%	259,919	27%
Total	\$449,152	100%	\$774,238	100%	\$960,556	100%



INFORMATION FOR STUDENTS: ACADEMIC YEAR 2010 – 2011

Tuition & Cost of Attendance

Tuition

Resident \$95 per credit hour
Nonresident \$190 per credit hour

Cost of Attendance

Full-Time Fall and Spring Semesters Only

Living with Family

Charges	Resident	Non-Resident
Tuition and Fees	2820	5100
Books and Supplies	1800	1800
Room and Board (with family)	5700	5700
Other	3756	4356
Total	\$14,076	\$16,956

Not Living with Family

Charges	Resident	Non-Resident
Tuition and Fees	2820	5100
Books and Supplies	1800	1800
Room and Board (not with family)	7800	7800
Other	3756	4356
Total	\$16,176	\$19,056

Source: Financial Aid Office

Financial Aid Information

Contact: Daisy Manglona-Propst
 Director, Financial Aid Office
 Tel: (670) 234-5498 ext. 1527
 Fax: (670) 234-4967
 Email: daisym@nmcnet.edu

Hours: 8:00 am – 4:30 pm, Monday-Friday

Federal Grants Available at NMC:

- Pell Grant
- Federal Work Study (FWS)
- Supplemental Education Opportunity Grant (SEOG)
- College Access Challenge Project Scholarship (for high school juniors and seniors, and first year college students)

US Military Programs Available:

- VA Educational Benefits Program
- US Army Reserve Tuition Assistance
- My CAA (for military spouses)

INFORMATION FOR STUDENTS: ACADEMIC YEAR 2010 – 2011

Programs of Study

Bachelor of Science

Education – Early Childhood Education Concentration
Education – Elementary Education Concentration
Education – Rehabilitation and Human Services Concentration
Education – Special Education Concentration

Associate in Science

Nursing
Natural Resources Management

Associate in Arts

Business
Liberal Arts

Associate in Applied Science

Business Administration - Accounting Emphasis
Business Administration - Business Management Emphasis
Business Administration - Computer Applications Emphasis
Hospitality Management
Criminal Justice

Certificate of Completion

Basic Law Enforcement
Early Childhood Education
Fire Science Technology
Related Service Technician

Admissions Information:

Contact: Cynthia Deleon Guerrero, Director
Office of Admissions and Records
Tel: (670) 234-5498 ext. 1524
Fax: (670) 234-4967
Email: cynthiad@nmcnet.edu

Hours: 8:00 am – 5:00 pm, Monday-Friday

For additional information, please visit our website at www.nmcnet.edu.

Recognition Awards Academic Year 2009-2010

Student of the Year: Milesceelyn Rodriguez
Staff of the Year: Lee Ivan Bowen
Faculty of the Year: Velma C. Deleon Guerrero
Non-Instructional Faculty of the Year: Dr. Dilip Nandwani
Alumni of the Year: Jack Kiyoshi, Jr.

Data Sources

The NMC Fact Book is designed to serve as a general reference for the NMC community, and contains basic information and data about the college and its students. These were compiled from the following sources:

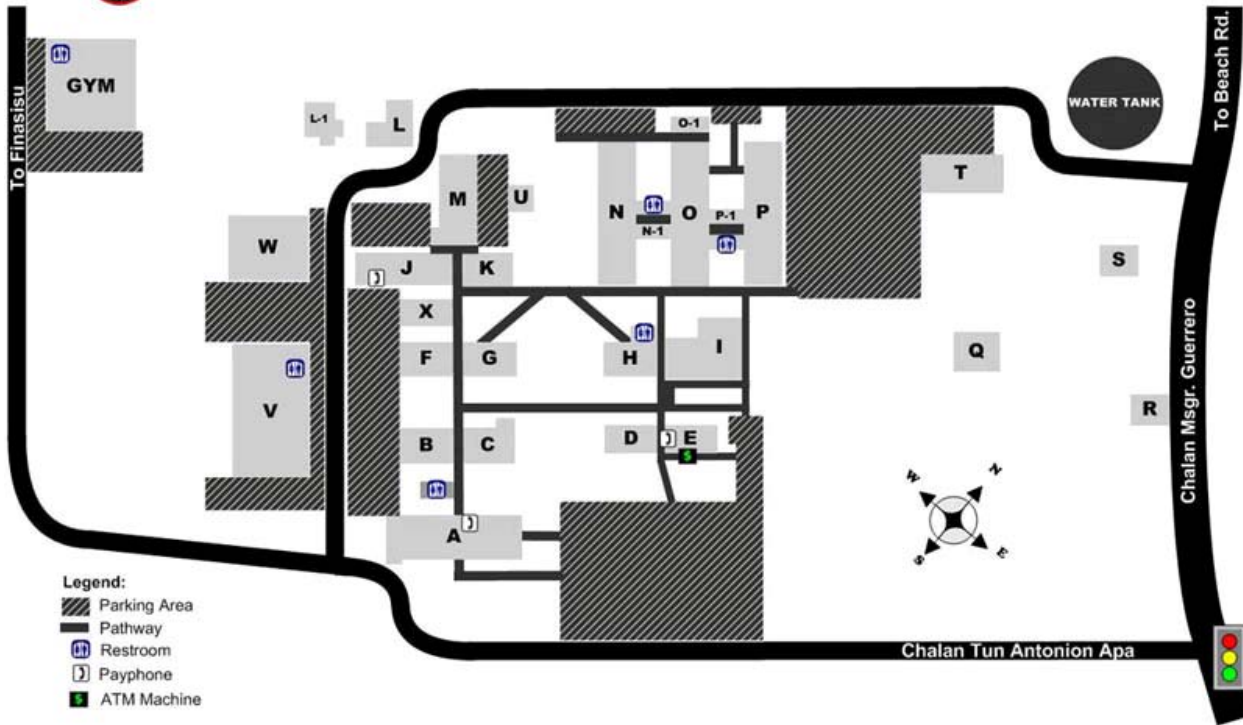
NMC Annual Reports
NMC Catalog
NMC Audited Financial Reports
Integrated Postsecondary Education Data System (IPEDS) Surveys

Office of the President
Office of the Chief Financial and Administrative Officer
Office of the Dean of Student Services
Office of the Dean of Academic Programs and Services
Office of the Dean of Community Programs and Services
Office of the Director of Institutional Effectiveness
Office of the Director of Information Technology
Office of the Director of Institutional Advancement

This is a joint publication of the Office of Institutional Effectiveness (OIE) and the Office of Institutional Advancement (OIA), Northern Marianas College. For more information, please contact Lisa Hacskaylo, Institutional Researcher, at 234-5498 x. 1029, or e-mail lisah@nmcnet.edu.



Northern Marianas College Campus (Saipan)



- Bldg A** Classrooms
- Bldg B** Science Classrooms / Labs
- Bldg C** Nursing Dept, Classrooms
- Bldg D** Classroom
- Bldg E** Bookstore
- Bldg F** Cooperative Research, Extension, & Education Services
- Bldg G** Adult Basic Education

- Bldg H** Snack Bar
- Bldg I** Counseling Center, Career Center, Educational Talent Search
- Bldg J** Student Center, ASNMC, Upward Bound, Student Support Svcs
- Bldg K** Sciences, Math, Health, & Athletics Dept
Social Science & Fine Arts Dept
- Bldg L** Procurement, Facilities Maintenance

- Bldg M** Languages & Humanities Dept, Language Lab
- Bldg N** Information Services, Financial Aid Office,
Admissions & Records, Finance Office
- Bldg O** Olympio T. Borja Memorial Library, CNMI Archives
- Bldg O-1** Operations, Lost & Found, Security
- Bldg P** Office of the President, Administration
Offices, Community Dev Institute, Human Resources
- Bldg Q** Classrooms
- Bldg R** Classroom
- Bldg S** Curriculum Resource Center
- Bldg T** School of Education
- Bldg V** Business Dept, Computer Lab, IT
- Bldg W** Computer Classrooms